

Plan F | TWO BEDROOM + DEN

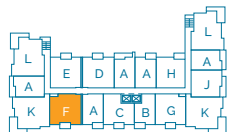
INTERIOR:
900 - 905 sqft

EXTERIOR:
63-375 sqft

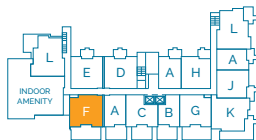
TOTAL:
963-1280 sqft

* Adaptable units are available.

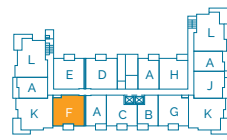
Scott Building



LEVEL 3-6



LEVEL 1



LEVEL 2

