

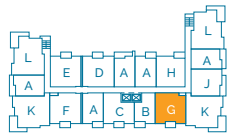
# Plan G | TWO BEDROOM

INTERIOR:  
857 SQFT

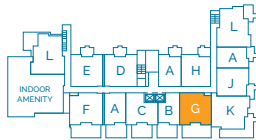
EXTERIOR:  
63-356 SQFT

TOTAL:  
920-1213 SQFT

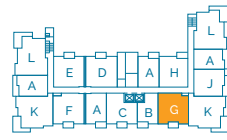
## Scott Building



LEVEL 3-6



LEVEL 1



LEVEL 2

